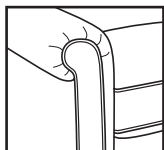


SOFA OPTIONS

Select one option from each category to create your style number.

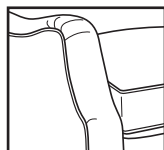
See reverse for Sectional Options

STEP 1:
Choose your arm



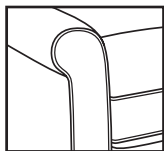
1

Panel Arm



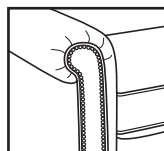
5

English Arm



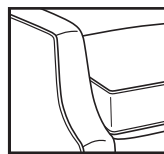
2

Sock Arm



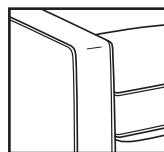
6

Panel Arm
w/ nails



3


Slope Arm



4


Track Arm

STEP 2:
Choose your back




1

Bed Pillow-Attached




2

Bed Pillow-Loose



3

Box Border-Attached



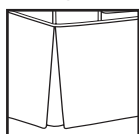
4

Box Border-Loose

0

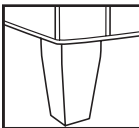
Ottoman

STEP 3:
Choose your base



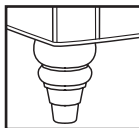
1

Skirt



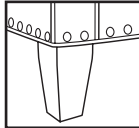
2

Tapered Leg



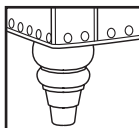
3

Turned Leg



4

Tapered Leg w/ nails on
front & sides of base



5

Turned Leg w/ nails on
front & sides of base

STEP 4:
Choose your item #

00BD

Ottoman
31x24x20

47BD

Shallow Seat
Depth Apt. Sofa
77 to 81x37x37

05BD

Shallow Seat
Depth Chair
35 to 39x37x37

50BD

Sofa
86 to 90x40x37

10BD

Chair
35 to 39x40x37

54BD

Extended Sofa
95 to 99x40x37

25BD

Shallow Seat
Depth Loveseat
61 to 65x37x37

55BD

Apartment Sofa
77 to 81x40x37

30BD

Loveseat
61 to 65x40x37

40BD

Shallow Seat
Depth Sofa
86 to 90x37x37

STEP 5:
Choose your finish

Barton

Black

Cashmere

Classic Cherry

Cognac

Conciare

Driftwood

Francais

Greige

Latte

Manhattan

Molasses

Pecan

River House

Shadow

Sun-Bleached

Cypress

Tobacco

White

Check your catalog
for finish colors



PAULA DEEN
Home

Design Options

Custom Order
Upholstery Collection

Dealer Name: _____

Date: _____

Account #: _____

PO #: _____

Billing Address: _____

Shipping Address: _____

Phone: _____

Pillow trim or contrast welt
available at an upcharge.

Enter Your Selections

| Quantity | Arm | Back | Base | Item # | Finish | Body Fabric | Contrast Welt Fabric | A Pillow Fabric (Outside Set) | A Pillow Trim | B Pillow Fabric (Inside Set) | B Pillow Trim | LD (Optional) | Price |
|----------|----------|-------|-------|--------|----------|-------------|----------------------|-------------------------------|---------------|------------------------------|---------------|---------------|----------|
| _____ | PD _____ | _____ | _____ | _____ | BD _____ | _____ | _____ | _____ | _____ | _____ | _____ | _____ | \$ _____ |
| _____ | PD _____ | _____ | _____ | _____ | BD _____ | _____ | _____ | _____ | _____ | _____ | _____ | _____ | \$ _____ |
| _____ | PD _____ | _____ | _____ | _____ | BD _____ | _____ | _____ | _____ | _____ | _____ | _____ | _____ | \$ _____ |
| _____ | PD _____ | _____ | _____ | _____ | BD _____ | _____ | _____ | _____ | _____ | _____ | _____ | _____ | \$ _____ |

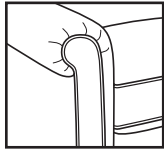
*For LuxDown Toss Pillows (available at an upcharge) - add LD to order form.

SECTIONAL OPTIONS

Select one option from each category to create your style number.

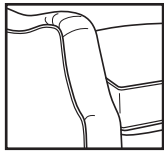
See reverse for Sofa Options

STEP 1:
Choose your arm



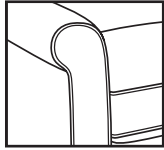
1

Panel Arm



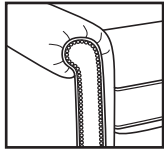
5

English Arm




2

Sock Arm



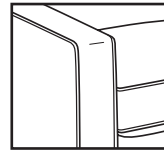
6

Panel Arm w/ nails



3

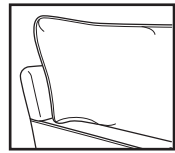
Slope Arm



4

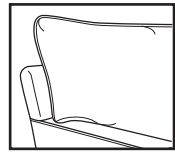
Track Arm

STEP 2:
Choose your back



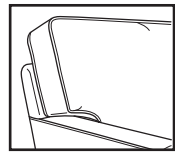
1

Bed Pillow-Attached



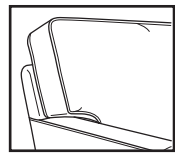
2

Bed Pillow-Loose



3

Box Border-Attached



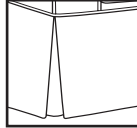
4

Box Border-Loose

0

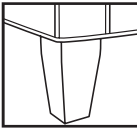
Ottoman

STEP 3:
Choose your base



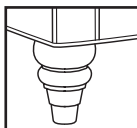
1

Skirt



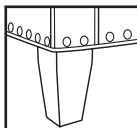
2

Tapered Leg



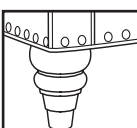
3

Turned Leg



4

Tapered Leg w/ nails on front & sides of base



5

Turned Leg w/ nails on front & sides of base

STEP 4:
Choose your item #

13BD
Armless Chair
26x40x37

14BD
Pie Wedge
72x49x37

21BD
RAF Cuddler
55x49x37

22BD
LAF Cuddler
55x49x37

31BD
RAF Loveseat
57 to 59x40x37

32BD
LAF Loveseat
57 to 59x40x37

33BD
Armless Loveseat
53x40x37

34BD
Corner
40x40x37

41BD
RAF Chaise
31 to 33x65x37

42BD
LAF Chaise
31 to 33x65x37

51BD
RAF Sofa
83 to 85x40x37

52BD
LAF Sofa
83 to 85x40x37

58BD
RAF Sofa w/Return
96 to 98x40x37

59BD
LAF Sofa w/Return
96 to 98x40x37

STEP 5:
Choose your finish

Barton

Black

Cashmere

Classic Cherry

Cognac

Conciare

Driftwood

Francais

Greige

Latte

Manhattan

Molasses

Pecan

River House

Shadow

Sun-Bleached Cypress

Tobacco

White

Check your catalog for finish colors



PAULA DEEN
Home

Design Options

Custom Order
Upholstery Collection

Dealer Name: _____

Date: _____

Account #: _____

PO #: _____

Billing Address: _____

Shipping Address: _____

Phone: _____

Pillow trim or contrast welt available at an upcharge.

Enter Your Selections

| Quantity | Arm | Back | Base | Item # | Finish | Body Fabric | Contrast Welt Fabric | A Pillow Fabric (Outside Set) | A Pillow Trim | B Pillow Fabric (Inside Set) | B Pillow Trim | LD (Optional) | Price |
|----------|----------|-------|-------|--------|----------|-------------|----------------------|-------------------------------|---------------|------------------------------|---------------|---------------|----------|
| _____ | PD _____ | _____ | _____ | _____ | BD _____ | _____ | _____ | _____ | _____ | _____ | _____ | _____ | \$ _____ |
| _____ | PD _____ | _____ | _____ | _____ | BD _____ | _____ | _____ | _____ | _____ | _____ | _____ | _____ | \$ _____ |
| _____ | PD _____ | _____ | _____ | _____ | BD _____ | _____ | _____ | _____ | _____ | _____ | _____ | _____ | \$ _____ |
| _____ | PD _____ | _____ | _____ | _____ | BD _____ | _____ | _____ | _____ | _____ | _____ | _____ | _____ | \$ _____ |

*For LuxDown Toss Pillows (available at an upcharge) - add LD to order form.